

ROTARY COMMUNITY CORPS 2020 Annual Survey Results



Rotary



Community
Corps

Take Action: www.rotary.org/rcc

2019-20 Rotary Community Corps Survey Results

Every year, RI surveys all club presidents whose club sponsors at least one [Rotary Community Corps \(RCC\)](#). Survey responses provide valuable information about the activities and demographics of RCCs and the nature of their partnership with Rotary clubs. The survey was sent to 3652 club presidents and 259 of them responded to share insights from the 2019-20 Rotary year.

Below are the most significant insights gained from the 2020 RCC survey:

I. Active RCCs and their composition:

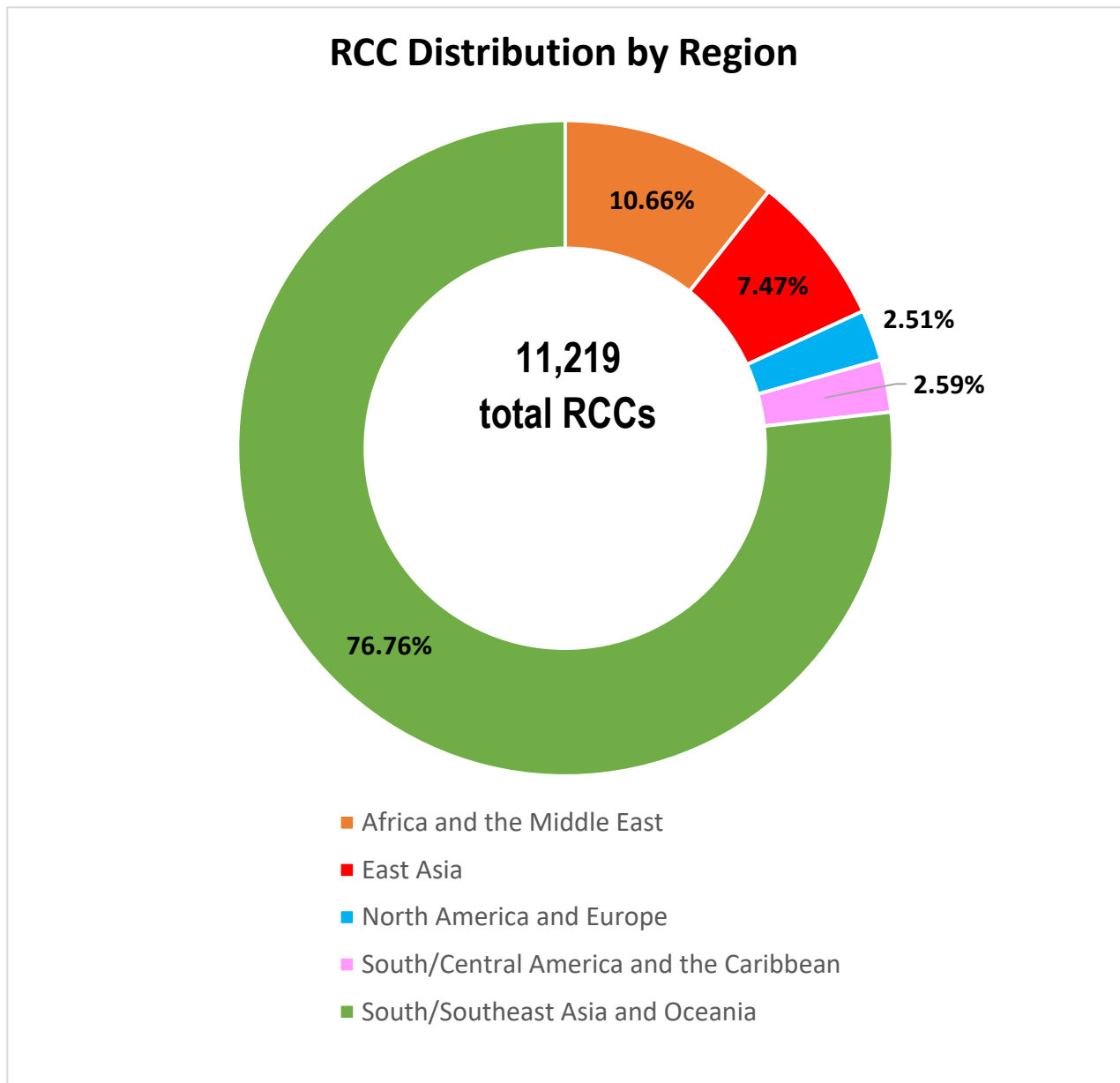
- 11,219 RCCs were active during the 2019-20 Rotary year.
- 48% of RCCs are located in urban areas.
- 74% of RCCs meet at least once a month.
- 14% of RCC members are 18-30 years of age, 32% are 30-40 years of age, 38% are 40-50 years of age, and 16% are 50 and older.
- 38% of RCCs have predominantly male members, 42% predominantly female members, and 20% equal number of female and male members.
- Club presidents characterized RCC members in four different groups:
 - 1) 77% - as people who are in need of services and could benefit from the RCCs' service projects;
 - 2) 62% - as people who are committed to service but not qualified for membership in a Rotary club;
 - 3) 43% - as people who are interested in joining a Rotary club and are demonstrating their commitment to service through their involvement in the RCC;
 - 4) 37% - as people who are qualified for membership in a Rotary club but are not interested in joining.

II. RCC Projects:

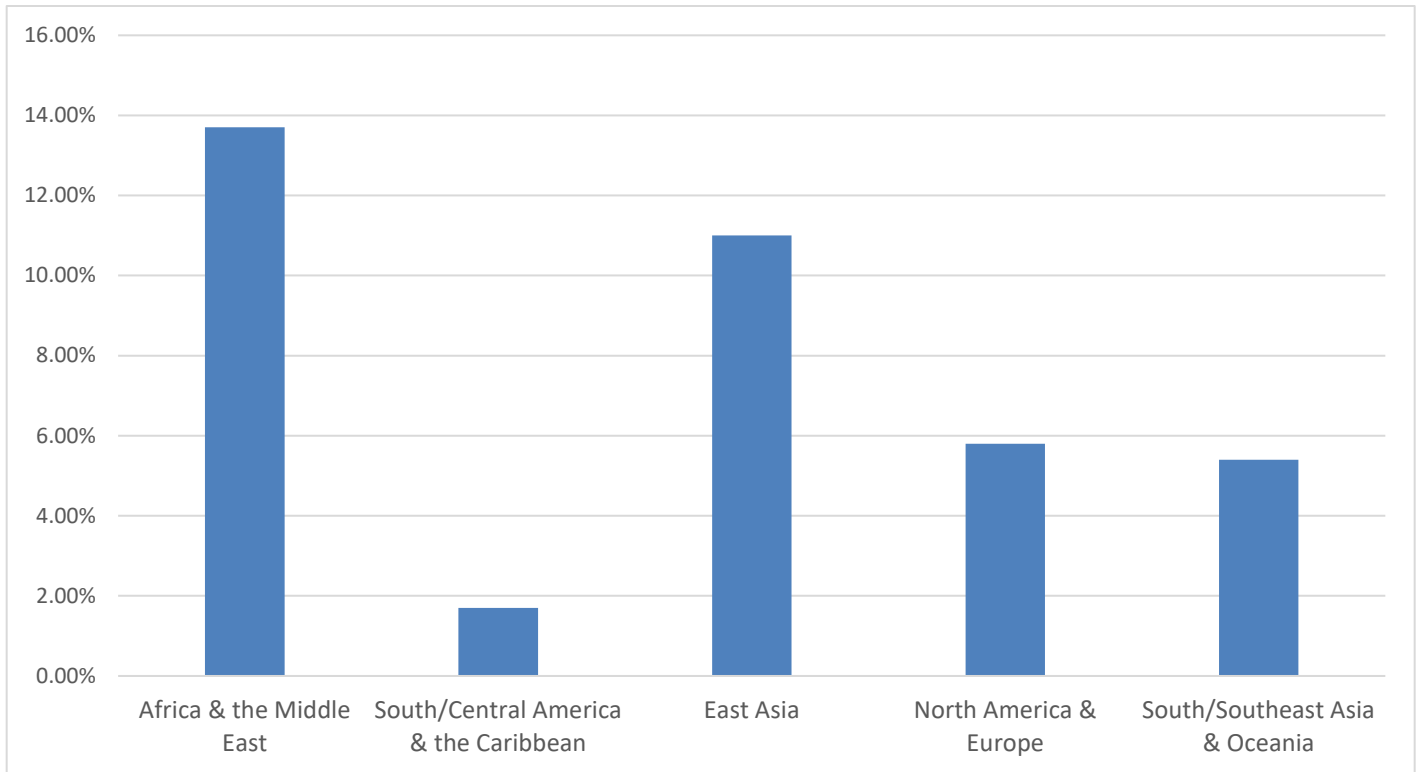
- RCC projects address all of Rotary's areas of focus. Projects focused on Community and Economic Development, Disease Prevention and Treatment, and Water, Sanitation, and Hygiene are most commonly undertaken by RCCs.
- Rotary club presidents reported that the following characteristics described RCC service projects:
 - 66.8% - RCC members volunteered their time to carry out the project.
 - 52.9% - RCC members helped conduct a community assessment.
 - 52.1% - Sponsoring Rotary club raised funds for the project.
 - 46.7% - RCC members were responsible for the long-term oversight of the project.
 - 40.5% - RCC members publicized the project.
 - 30.9% - RCC members identified solutions to address needs & help design project plan.
 - 27.8% - RCC members raised funds for the project

2019-20 Rotary Year RCC Overview

11,219 RCCs were active in 107 countries throughout the year. 693 new RCCs were chartered and 57 RCCs were terminated. As a result, RCCs experienced a 6.0% net growth worldwide. India has the highest number of active RCCs with 5,855 corps. Philippines has the second highest number of RCCs with 2,039 corps. Brazil is in the third place with 399 RCCs, followed by Egypt with 364, and Bangladesh with 244.



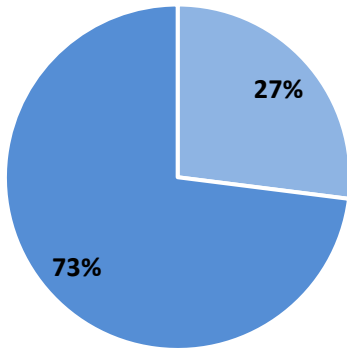
RCC Growth Rate by Region



Interestingly, the countries with the highest number of RCCs are different from the countries with the highest annual growth rates. South Africa experienced the highest RCC growth with a 57% growth in active RCCs during the 2019-20 year. Zambia and Bulgaria experienced the second highest growth with a 50% increase. The growth rates in Nigeria (39%), England (29%), Egypt (26%), Mongolia (25%), and Taiwan (24%) are also well above the global average (6.0 %) whereas the growth rates in countries like India (6.4%) and Bangladesh (3.4%) are understandably stable.

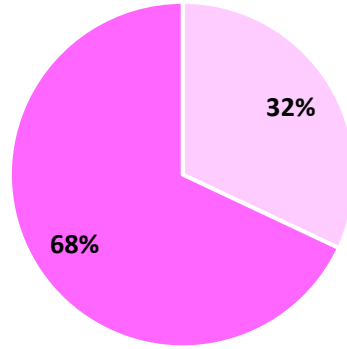
RCC Location Trends by Region

North America and Europe



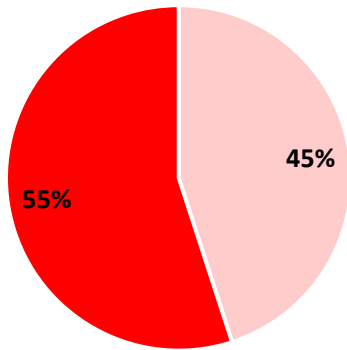
■ Rural ■ Urban

South/Central America and the Caribbean



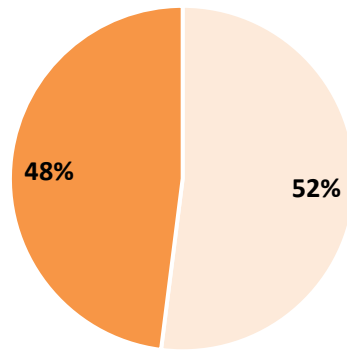
■ Rural ■ Urban

East Asia



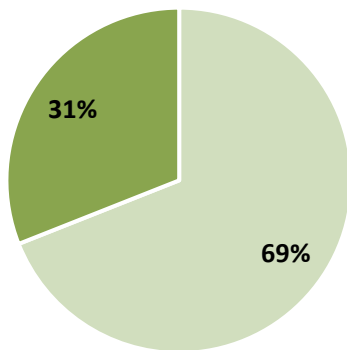
■ Rural ■ Urban

Africa and the Middle East



■ Rural ■ Urban

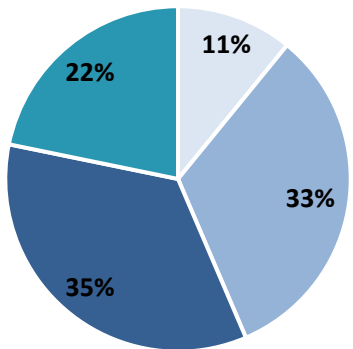
South/Southeast Asia and Oceania



■ Rural ■ Urban

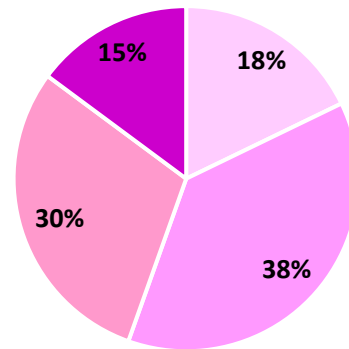
RCC Member Age Demographics by Region

North America and Europe



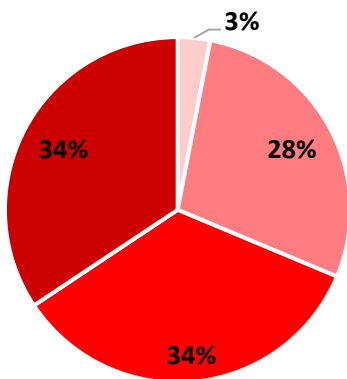
■ 18-30 ■ 30-40 ■ 40-50 ■ 50+

South/Central American and the Caribbean



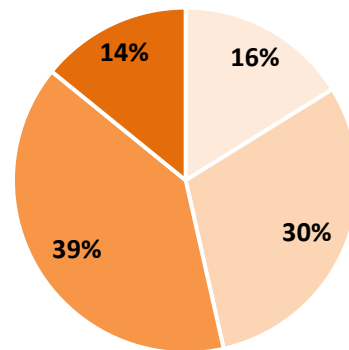
■ 18-30 ■ 30-40 ■ 40-50 ■ 50+

East Asia



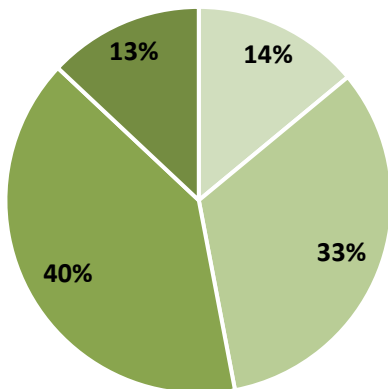
■ 18-30 ■ 30-40 ■ 40-50 ■ 50+

Africa and the Middle East



■ 18-30 ■ 30-40 ■ 40-50 ■ 50+

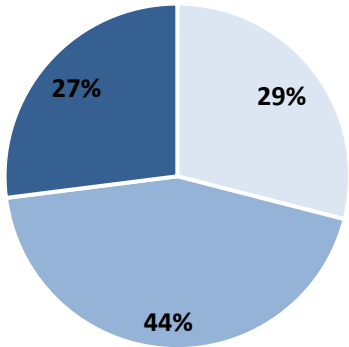
South/Southeast Asia and Oceania



■ 18-30 ■ 30-40 ■ 40-50 ■ 50+

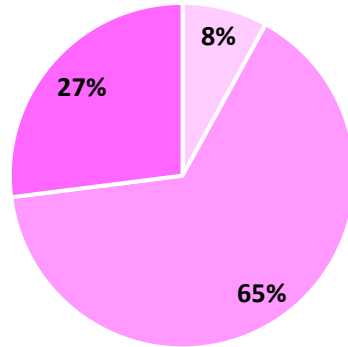
RCC Member Gender Demographics by Region

North America and Europe



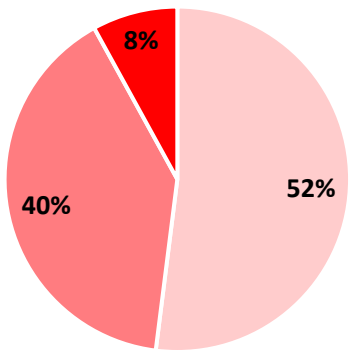
Majority Male Majority Female Equal

South/Central America and the Caribbean



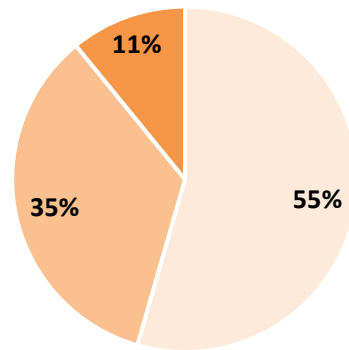
Majority Male Majority Female Equal

East Asia



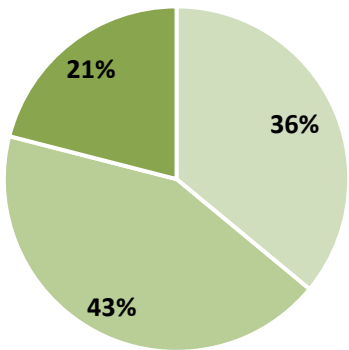
Majority Male Majority Female Equal

Africa and the Middle East



Majority Male Majority Female Equal

South/Southeast Asia and Oceania



Majority Male Majority Female Equal

III. Sponsoring Rotary clubs' involvement with RCCs

- Club presidents reported that working with an RCC impacted their clubs in the following ways
 - 57.5% - increased Rotary Club's service impact in the community
 - 56.8% - enhanced awareness about Rotary in the community
 - 52.5% - deepened club's relationship with local community members
 - 49.8% - gave club the ability to take on more service projects
 - 48.7% - enhanced club members' understanding of local community needs
 - 25.9% - boosted club members' connection to the club
 - 20.9% - diversified participation in the club
 - 13.1% - grew the club's membership
- 12.3% of club presidents reported that RCC members have joined their Rotary club or another Rotary club.
- These are the ways Rotary Clubs reported supporting their RCCs
 - 63.3% - stayed in regular communication with the RCC
 - 49.8% - organized joint club/RCC projects
 - 44.4% - invited RCC members to participate in club meetings
 - 34.8% - organized an informational event about RCC
 - 29.3% - invited RCC members to speak at club or district events
 - 20.1% - organized leadership workshops or professional development events for RCC members
- Most of the club presidents communicate RCC information to their club members at club meetings (55%) or via email (23%) and/or via newsletters (16%).

IV. Characteristics of RCC Members by region

Members of Rotary Community Corps are generally characterized as:

- 1- People who are committed to service but are not qualified for membership in a Rotary club.

- 2- People who are qualified for membership in a Rotary club but are not interested in joining a Rotary club.
- 3- People who are interested in joining a Rotary club and are demonstrating their commitment to service through their involvement in the RCC.
- 4- People who are in need of services and could benefit from the RCCs' service projects.

